



Constant Contact Survey Results

Survey Name: Economic Impact Updated June 11 Comparing Nov 03 2008 Survey

Response Status: Completed

Filter: None

Jun 26, 2009 4:11:29 PM

How much annual cash support does your station receive from your university, college, school system, * or state agency? (Cash support is defined as licensee payment of salaries, benefits, utilities, lease expenses, etc. INCLUDE DIRECT CASH SUPPORT FROM YOUR STATE. DO NOT INCLUDE IN-KIND SUPPORT.)

Answer	0%	100%	Number of Response(s)	Response Ratio
\$0			36	26.4 %
\$1 - \$49,999			5	3.6 %
\$50,000 - \$149,999			25	18.3 %
\$150,000 - \$299,999			35	25.7 %
\$300,000 - \$599,999			20	14.7 %
\$600,000 - \$899,999			6	4.4 %
\$900,000 and over			9	6.6 %
No Response(s)			0	0.0 %
Totals			136	100%

* What percentage of the total budget does your licensee cash support represent? (Include direct cash support from your state if applicable.)

Answer	0%	100%	Number of Response(s)	Response Ratio
0%			35	25.7 %
1 - 10%			31	22.7 %
11 - 20%			19	13.9 %
21 - 30%			21	15.4 %
31 - 40%			6	4.4 %
41 - 50%			9	6.6 %
51% and more			15	11.0 %
No Response(s)			0	0.0 %
Totals			136	100%

* We anticipate and/or have already received notification of cash support reductions from the university, college, school system, or state.

Answer	0%	100%	Number of Response(s)	Response Ratio
Yes			62	45.5 %
No			38	27.9 %
Not Applicable			36	26.4 %
No Response(s)			0	0.0 %
Totals			136	100%

* The cash support reduction from the university, college, school system, or the state is

Answer	0%	100%	Number of Response(s)	Response Ratio
\$0, not applicable, or no change			68	50.0 %
\$1 - \$24,999			20	14.7 %
\$25,000 - 49,999			15	11.0 %
\$50,000 - \$74,999			9	6.6 %
\$75,000 - \$139,999			3	2.2 %
\$140,000 - \$199,999			4	2.9 %
\$200,000 and over			9	6.6 %
Other			8	5.8 %
No Response(s)			0	0.0 %
Totals			136	100%

PROGRAMMING & PUBLIC SERVICE - Due to the anticipated and/or actual cash support reductions * from the university, college, school system, or state we will have to reduce or eliminate (CHECK ALL THAT APPLY)

Answer	0%	100%	Number of Response(s)	Response Ratio
No changes			71	52.2 %
local programming services.			26	19.1 %
national programming services.			32	23.5 %
Website services.			9	6.6 %
Other			27	19.8 %
Totals			136	100%

* TECHNICAL & EQUIPMENT - Due to anticipated or actual cash support reductions from the university, college, school system, or state we will have to reduce or eliminate (CHECK ALL THAT APPLY)

Answer	0%	100%	Number of Response(s)	Response Ratio
No change			79	58.0 %
technical upgrades.			33	24.2 %
equipment purchases.			39	28.6 %
service area expansion.			14	10.2 %
HD upgrades.			20	14.7 %
Other			9	6.6 %
Totals			136	100%









* PERSONNEL - Due to anticipated or actual cash support reductions from the university, college, school system or state we will have (FTE = Full Time Equivalent)

Answer	0%	100%	Number of Response(s)	Response Ratio
0 FTE changes.			92	67.6 %
1 - 2 FTE reductions.			23	16.9 %
3 - 6 FTE reductions.			4	2.9 %
6 + FTE reductions.			4	2.9 %
Other			13	9.5 %
No Response(s)			0	0.0 %
Totals			136	100%









* In regards to imposed service fees or administrative overhead charges paid by the station to the university, college, school system, or state we anticipate

Answer	0%	100%	Number of Response(s)	Response Ratio
no changes.			102	75.0 %
the university will start charging for services once free.			8	5.8 %
an increase in charges imposed.			16	11.7 %
a decrease in charges imposed.			1	<1 %
Other			9	6.6 %
No Response(s)			0	0.0 %
Totals			136	100%

* ADDITIONAL - There are other changes in the following areas of financial support (CHECK ALL THAT APPLY):

Answer	0%	100%	Number of Response(s)	Response Ratio
No changes anticipated			20	14.7 %
reduction in audience support			39	28.6 %
reduction in business financial support			87	63.9 %
reduction in foundation support			50	36.7 %
increase in audience support			38	27.9 %
increase in business financial support			17	12.5 %
increase in foundation support			7	5.1 %
Other			10	7.3 %
Totals			136	100%

Excluding the cash support from the CSG, university, college, school system, or state, the total change * for the other areas of local financial support (audience support + foundation support + business support) is

Answer	0%	100%	Number of Response(s)	Response Ratio
no change or an increase in support			38	27.9 %
a reduction from \$1 - \$24,999.			20	14.7 %
a reduction from \$25,000 - \$49,999.			14	10.2 %
a reduction from \$50,000 - \$74,999			21	15.4 %
a reduction from \$75,000 - \$139,999			15	11.0 %
a reduction from \$140,000 - \$199,999			6	4.4 %
a reduction from \$200,000 and over			18	13.2 %
Other			4	2.9 %
No Response(s)			0	0.0 %
Totals			136	100%